

USER INSTRUCTION

READ CAREFULLY AND KEEP WITH THE CASE

用户手册

使用前请仔细阅读本说明书并妥善保存，以备日后查阅

ROCK / ROCK ECO
立式冷藏陈列柜




Product Model

ROCK / ROCK ECO

Epta(Qingdao) Retail Equipment Co., Ltd
No.72, XinYe Road, Qingdao Hi-Tech Industrial Development Zone,
Qingdao, P.R.C.China 266114

爱普塔（青岛）商业设施有限公司
青岛高新技术产业开发区新业路 72 号，中国
邮编：266114

INTRODUCTION - 简介



The present booklet has been formulated in a simple and rational way, in order for the reader to get deeply acquainted with his showcase . It must be read carefully and keep near the machine.

The manufacturer assumes no responsibility for any personal injury or property damage which may be caused by non-compliance with the instructions contained in this booklet. Whoever operates the machine must have read this manual beforehand.

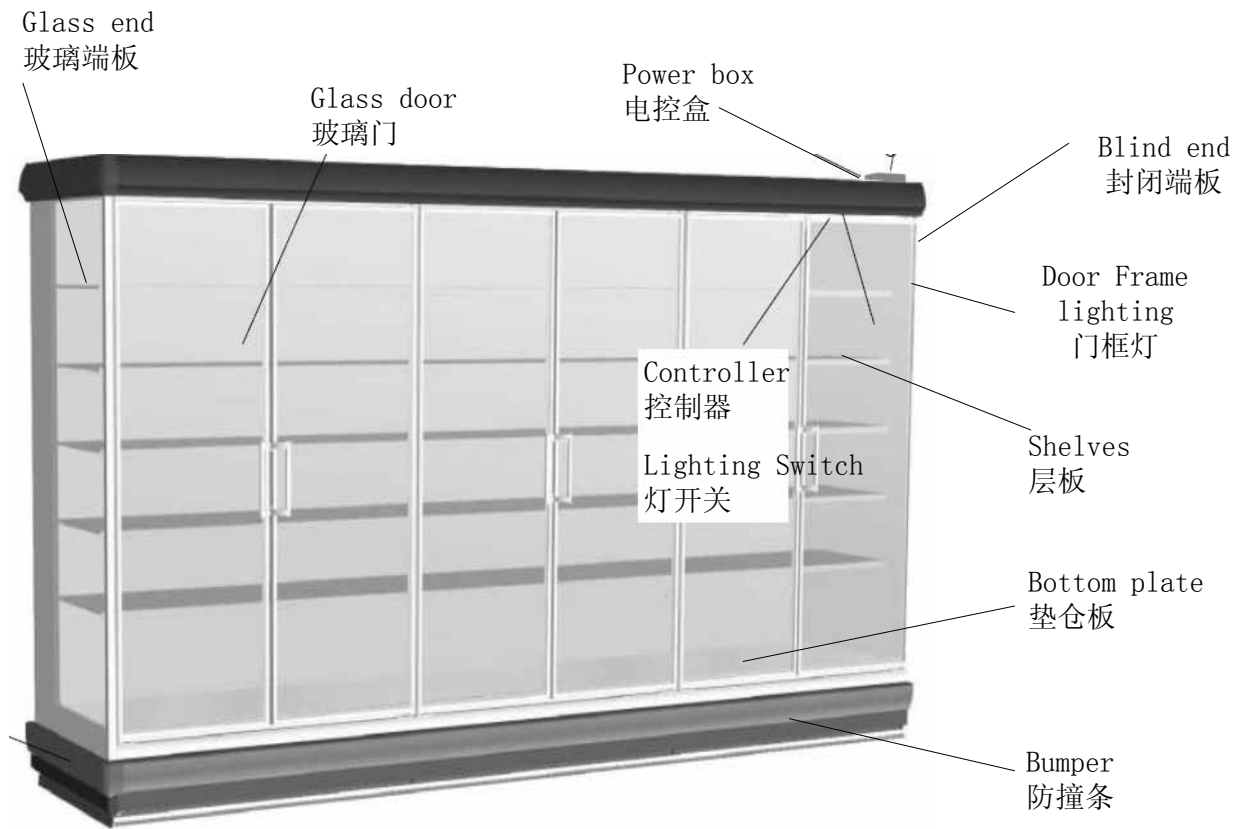
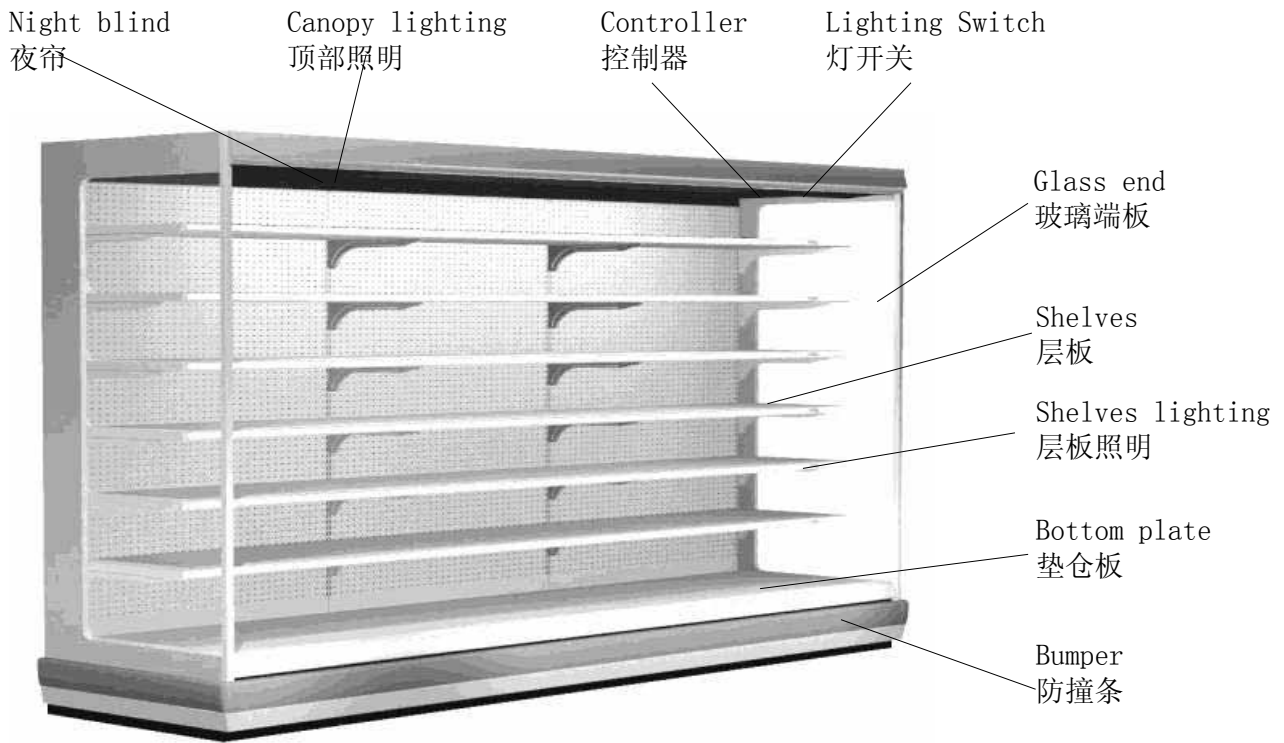
本说明书简明扼要的对产品进行阐述，用户可以深入了解产品。

请在陈列柜使用前仔细阅读本说明书并妥善保管。

厂商对未按照本说明书的操作而引起的人身伤害或者财产损失不承担任何责任。

使用陈列柜的用户必在使用前仔细阅读本说明书。

The company reserves the right to modify these models without notice



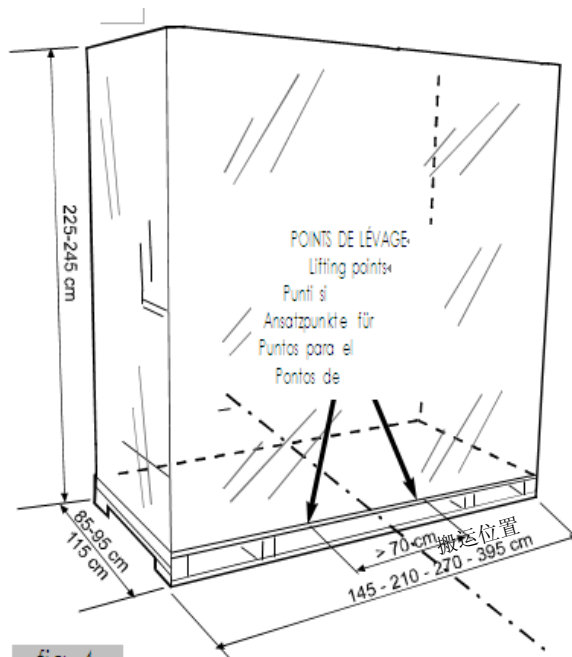


fig. 4



fig. 5

fig. 6




fig. 7

Type of room	Closed
环境类型	封闭
Temperature	Class3: 25°C
温度	32°C max
Relative humidity	
相对湿度	< 60%
Lighting	100 lx
照明	

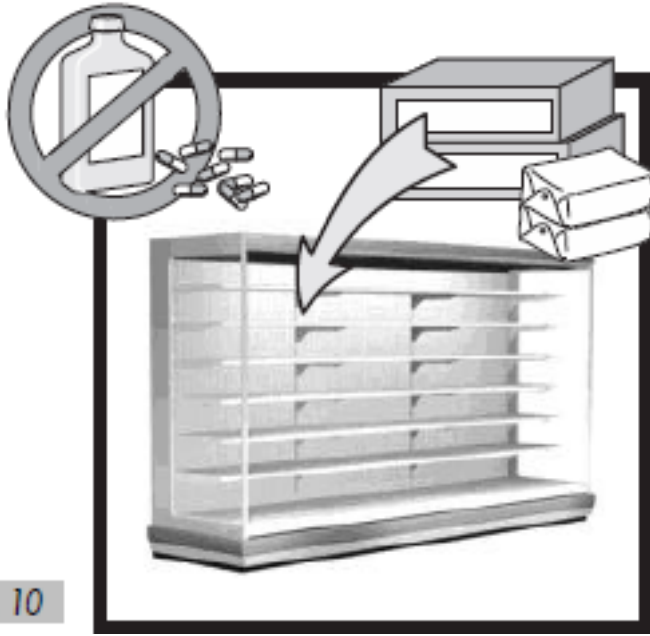


fig. 10


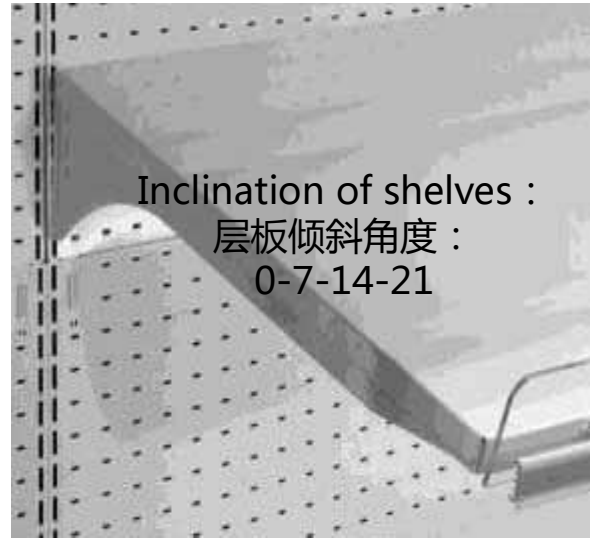


fig. 11




fig. 14



fig. 13



fig. 7



fig. 5

fig. 6

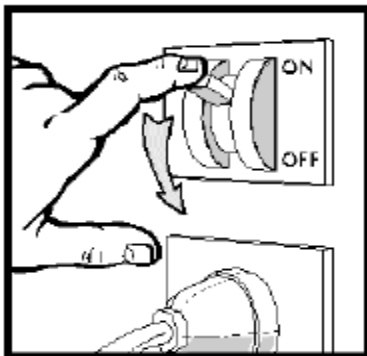


fig. 17

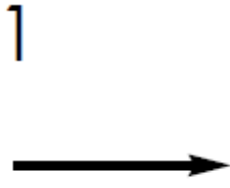


fig. 18



陈列柜重量

LENGTH	CABINET WEIGHT W/PACKING (kg)			
	ROCK N	ROCK L		ROCK ECO L
	20	20	22	20
125	165	190	210	/
188	230	260	290	410
250	315	355	380	510
375	455	505	540	717
MT188	310	340	380	/



fig. 9

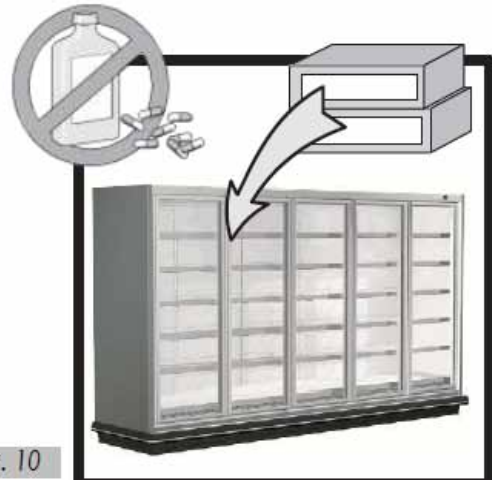


fig. 10

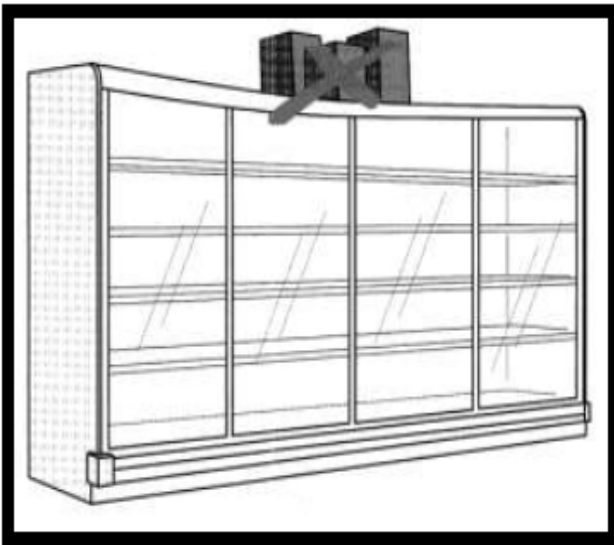


fig. 13

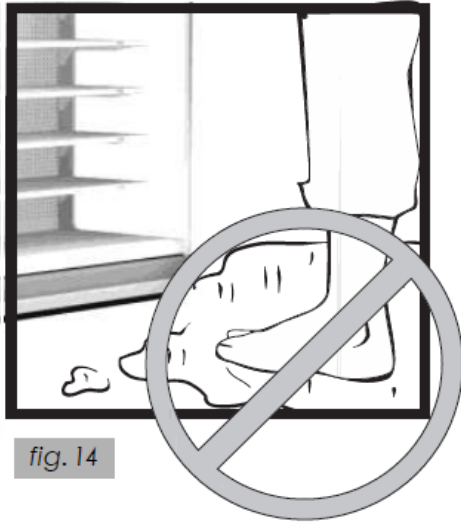


fig. 14



fig. 15




fig. 16

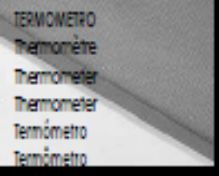
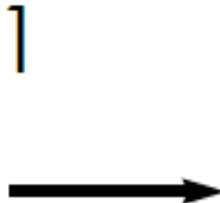
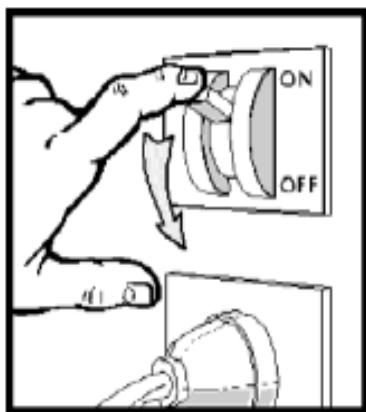


fig. 28



Cabinet nameplate position- ROCK

铭牌位置



商用冷藏陈列柜 / Commercial Refrigerated Display Cabinet		MODEL / 型号	Serial NO.
RATED VOLTAGE	额定电压	~	V
NOMINAL POWER	额定输入功率		W
RATED CURRENT	额定电流		A
DEFROST POWER	化霜功率		W
PROTECTION INDEX	防触电保护类别	I 类	
LIGHTS POWER	照明功率		W
DEC	直接耗电量		kWh/24h
TEC	总能耗		kWh/24h
REFRIGERANT	制冷剂		g
QUANTITY	冲注量		kg
HEAT EXTRACTION RATE	排热率(Φ 24-defr)		kw
CLIMATE CLASS	气候类型	3	25°C 60% RH (相对湿度)
TEMPERATURE CLASS	温度类型		
NET STORAGE CAPACITY	净容积		L
DISPLAY AREA(sq.m.)	展示面积		平方米
NET REFRIGERATED SHELF AREA	可用制冷搁架面积		平方米
PRODUCTION DATE	制造日期		
NET WEIGHT	净重		Kg
FOAMING MATERIAL	发泡剂	HFC-365mfc	MADE IN CHINA 中国制造

爱普塔(青岛)商业设施有限公司 地址: 山东省青岛高新技术产业开发区新业路72号 邮编 266114
EPTA (Qingdao) Retail Equipment Co., Ltd. No. 72, XinYe Road, Qingdao Hi-Tech Industrial Development Zone Qingdao, P. R. C. China 266114

Cabinet nameplate position-ROCK ECO 铭牌位置

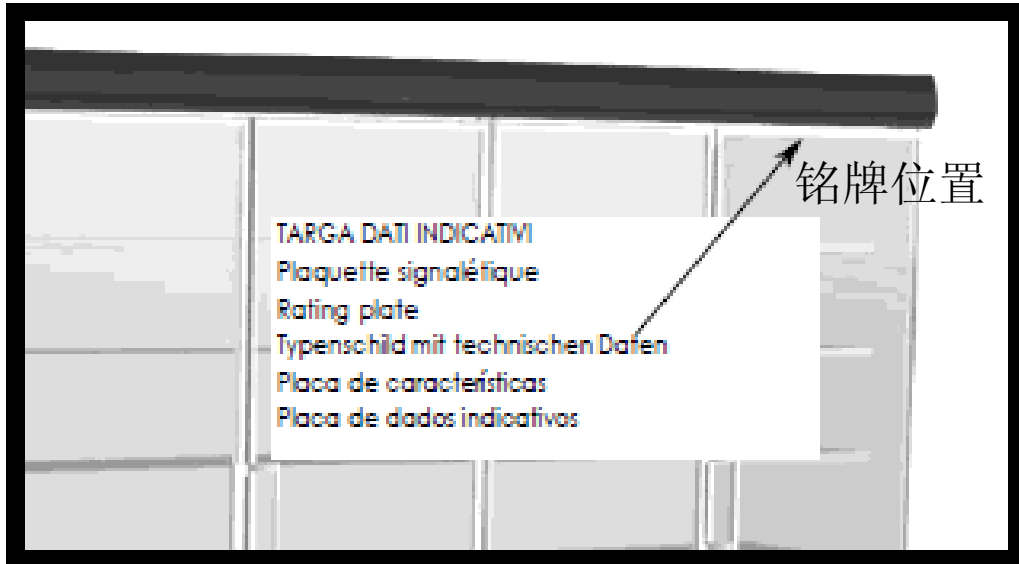
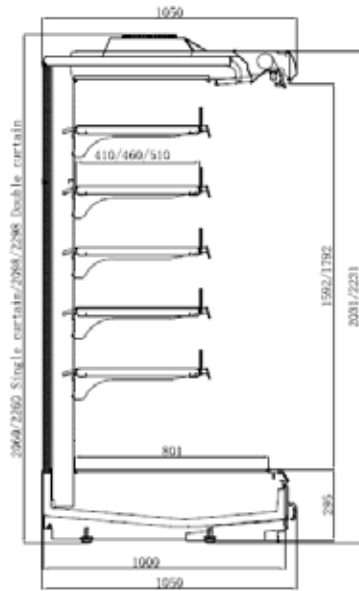


fig. 8

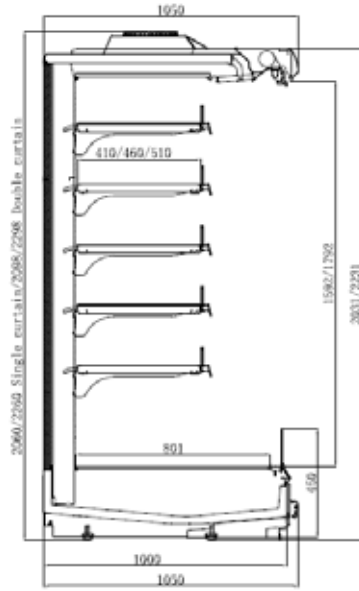
商用冷藏陈列柜 / Commercial Refrigerated Display Cabinet					
MODEL / 型号	Serial NO.				
RATED VOLTAGE	额定电压	~	V	额定频率	Hz
NOMINAL POWER	额定输入功率		W		
RATED CURRENT	额定电流		A		
DEFROST POWER	化霜功率		W		
PROTECTION INDEX	防触电保护类别	I 类			
LIGHTS POWER	照明功率		W		
DEC	直接耗电量		kWh/24h		
TEC	总能耗		kWh/24h		
REFRIGERANT	制冷剂		g		
QUANTITY	冲注量		g		
HEAT EXTRACTION RATE	排热率(Φ24-defr)		KW		
CLIMATE CLASS	气候类型	3	25℃ 60% RH (相对湿度)		
TEMPERATURE CLASS	温度类型				
NET STORAGE CAPACITY	净容积		L		
DISPLAY AREA(sq.m.)	展示面积		平方米		
NET REFRIGERATED SHELF AREA	可用制冷搁架面积		平方米		
PRODUCTION DATE	制造日期				
NET WEIGHT	净重		Kg		
FOAMING MATERIAL	发泡剂		HFC-365mfc	MADE IN CHINA	中国制造
爱普塔(青岛)商业设施有限公司 地址: 山东省青岛高新技术产业开发区新业路72号 邮编 266114 EPDA (Qingdao) Retail Equipment Co., Ltd. No. 72, XinYe Road, Qingdao Hi-Tech Industrial Development Zone Qingdao, P. R. C. China 266114					

Cross sectional drawing- ROCK

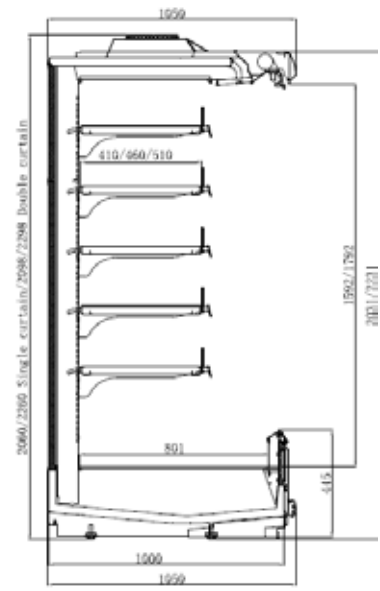
柜体示意图



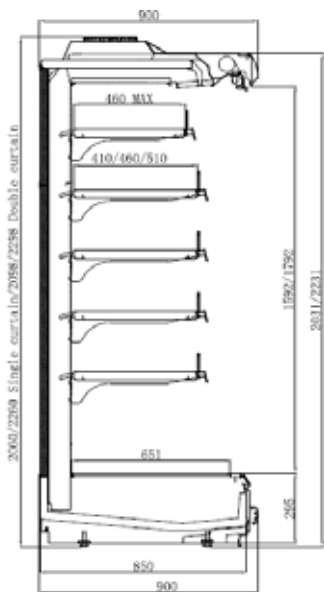
ROCK L LF




ROCK L LF with front riser



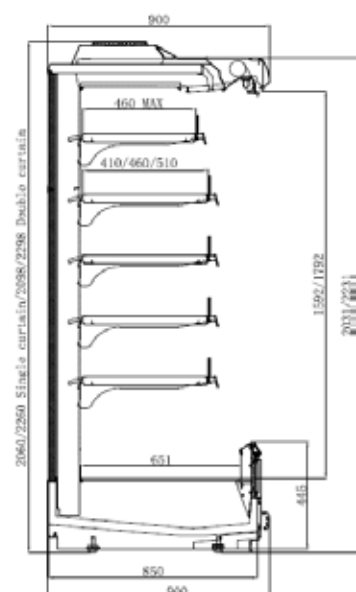
ROCK L HF



ROCK N LF



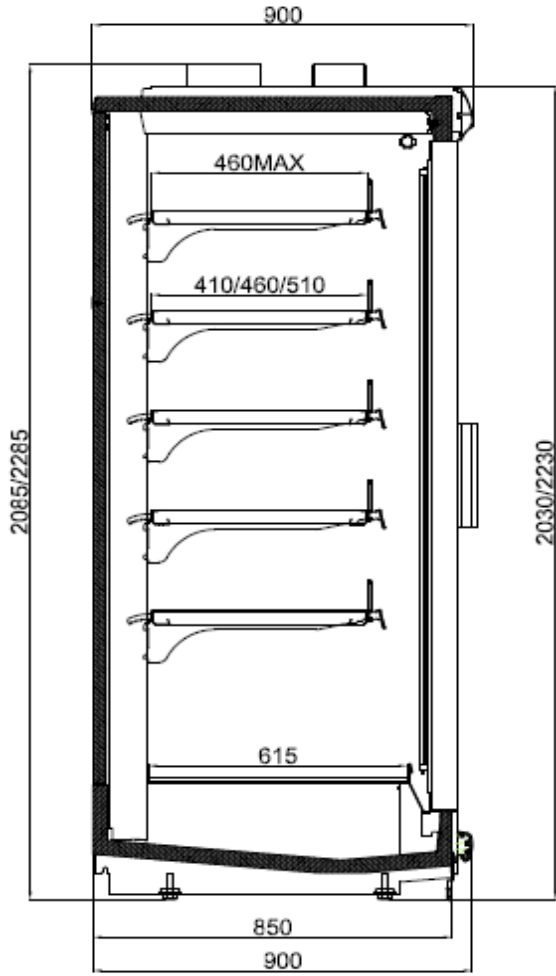
ROCK N LF with front riser



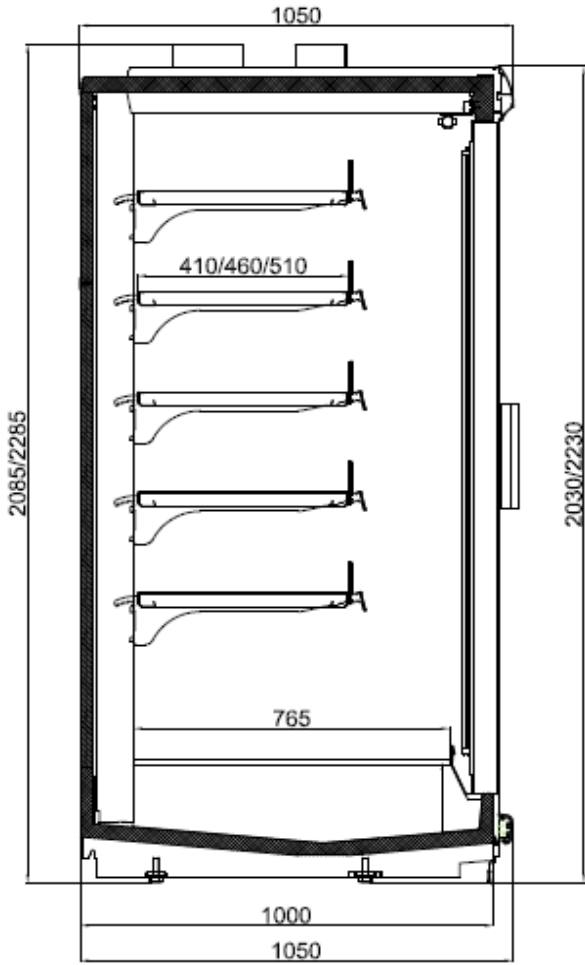
ROCK N HF

Cross sectional drawing- ROCK ECO

柜体示意图



ROCK N ECO



ROCK L ECO

Shelves layout 层板布局

In order to ensure the correct performance the cabinet was designed for, the layout of shelves in cabinets must comply with the rules indicated below.

为确保展示柜设计性能，层板布局请参照以下原则

HNLS(shelves w/o lighting)	HLS(shelves w/lighting)
H20: $3 \leq N \leq 6$	H20: $3 \leq N \leq 5$
H22: $4 \leq N \leq 7$	H22: $4 \leq N \leq 6$

ROCK N	ROCK L
N * 410	N * 460
N * 460	N * 510
1 * 460 + (N-1) * 510	1 * 460 + (N-1) * 510
For cascade:	
N1 * 410 + N2 * 460 + N3 * 510	

$$N1 + N2 + N3 = N$$

N = Number of shelves 层板数量

In these layouts the increase of refrigerating power is below 10% and the increase of M-package temperatures is below 1K.

按照以上层板配置，制冷功率的增加低于 10%，温度增加不超过 1 度

The shelf depth of the top level must be smaller than or equal to the standard shelf depth

(ROCK N:410mm; ROCK L:510mm).

顶部层板深度必须小于其他层板

(ROCK N:410mm; ROCK L:410/460/510mm)

1. DESCRIPTION

简介

The ROCK / ROCK ECO display cabinet is available in two different heights and three different widths. The range includes also head cabinets for the completion of back-to-back runs as well.

The ROCK / ROCK ECO cabinet is appropriate for the preservation and self-service sale of fresh and/or pre-packed products. Its main features and dimensions are clearly illustrated in drawings 1, 2, 3, on page 3.

As for its weights, crating see table I.

A wide variety of optional accessories enabling enhanced functions is also available.

To this respect, contact the authorised after-sales service only.

ROCK 展示柜分为两种高度和三种宽度，以及端头组合柜。

ROCK 展示柜用于保存新鲜蔬菜水果及预包装产品等。

具体特性及尺寸在 P3 的图 1 图 2 图 3 中，柜体重量在表 1 中。

有多种配件可供不同卖场选择，具体请联系经过授权的专业售后。

2. TRANSPORTATION

运输

The cabinet is contained in a specially wooden pallets that enables transportation by the use of fork lift trucks. Handle the machine on its own pallet or on a similar platform; use a fork lift truck, either manual or electric, provided it is adequate for handling such appliances and it has the requisite lifting capacity (see page 4 - figs. 4, 5 and table I).

Handling is reserved for the authorized after-sales service.

陈列柜都包装在特殊的木箱或木托盘以便于叉车运输。将设备搬运到自带的托盘或类似平台上，使用有足够举重能力能搬运这样陈列柜（参看第 4 页图 4、5 和表 1）的手动或电动的升降式叉车。

由指定的售后服务商实施搬运。

3. DELIVERY AND STORAGE

交货和存放

Prior to accepting the case from the carrier, check the conditions of the package. If it is showing visible damage, the machine may have suffered some consequences. If so, unpack the machine in the presence of the carrier and sign, with reservation, the delivery bill. The manufacturer disclaims all liability for damage caused by transportation or incorrect handling during storage. Unpacking is reserved for the authorized after-sales service. Storing temperature must be between -25°C and $+55^{\circ}\text{C}$, air humidity between 30% and 95%. Keep the case away from direct sunlight and from the elements.

在签收货物前，请先检查陈列柜的外包装。外包装的损坏有可能引起陈列柜的损伤。如果外包装确有损坏，请在货运商面前拆箱并在交货单上签字标注，请保管好交货单并保留对承运商索赔的权利。厂商对因运输或在存放中的不正确搬运而引起的损坏不承担任何责任。拆箱工作应由指定的售后服务上进行。陈列柜的存放温度介于 -25°C 和 55°C 之间，空气湿度在 30% 和 95% 间。陈列柜要远离阳光直射和电子元件。

4. INSTALLATION AND AMBIENT CONDITIONS

安装和使用环境

The cabinet must not be installed in premises containing explosive gas substances. It can neither be used in the open nor exposed to the rain.

Prior to connecting the cabinet, make sure that the rating plate data correspond to the characteristics of the existing electrical system (see page 6 - fig. 9 tab. III). For correct operation, the machine must be placed on a level floor (see page 5 - fig. 6), far from sources of heat and/or direct sunlight, doors, windows, fans or ventilation outlets (see page 5 - fig.7). It must be granted a reasonable free front area for customer service.

The room where the appliance is installed must comply with the requirements set forth on page 5, fig. 8 and tab. II.

陈列柜绝对不能安装在含有爆炸性气体的房屋里，也不能在露天或雨中使用。

在连接陈列柜前，请确认陈列柜铭牌中的数据与实际陈列柜相符（参看第 6 页图 9 和表 III）。正确的操作：将陈列柜放在水平地面上（参看第 5 页—图 6），远离热源和（或）阳光直射、门、窗、风扇或通风口（参看第 5 页—图 7）。在陈列柜前方要留出适当的空间便于顾客取货。

安装陈列柜的房间里必须符合图 8 和表 II 中列出的要求。

5. ELECTRICAL CONNECTION

电气连接

The refrigerator must be installed by professionally qualified personnel, in accordance with the instructions provided by the manufacturer and local regulations. Incorrect installation may cause harm to persons, animals and property. The manufacturer assumes no responsibility for such damages.

The cord must be spread out safe from shocks, away from liquids, water or sources of heat and it must always be kept in perfect condition. If it should be damaged, have it replaced by duly licensed personnel.

THE USE OF ADAPTOR PLUGS IS FORBIDDEN.

Make sure that power supply voltage corresponds to the values appearing on the rating plate of the refrigerator. Consider also that the maximum allowable power voltage variation is +/-6%.

IMPORTANT: THE REFRIGERATOR MUST BE PROPERLY EARTHED. The manufacturer disclaims all responsibility for damage resulting from non-observance of this safety principle. If the refrigerator must be installed far from the power points, make certain that the connection complies with the standards in force.

THE MANUFACTURER DISCLAIMS ALL RESPONSIBILITY FOR ANY PERSONAL INJURY OR PROPERTY DAMAGE ARISING FROM INCORRECT INSTALLATION.

陈列柜的安装必须由专业人员按照厂商提供的使用说明书和当地的规定进行。

厂商对因不正确的安装造成的对人、动物的伤害及财产损失不承担任何责任。

电线必须安全展开，远离液体、水或热源并且保持良好的使用状况。

如果损坏，请有正式授权的人员更换。禁止使用适配器插座。

确认电源电压符合陈列柜铭牌中标明的电压数值。请注意最大的电压变化范围为 +/-6%。重要事项：陈列柜必须正确接地。厂商对因不遵守这一安全准则而造成的一切危险后果不承担任何责任。如果陈列柜必安装在远离电源地方，须确保电路按照国家规定正确连接。

厂商对因错误电气安装而引起的任何人身伤害或财产损失都不承担任何责任。

6. TECHNICAL SPECIFICATIONS 技术规格

The built-in electrical installation is composed of control and safety devices lodged in the cabinet. The relevant wiring diagrams and part lists are contained in a sealed plastic envelope together with the present booklet. Keep such documents with the booklet. The technical data, which are also reported on the rating plate inside the showcase (see fig. 9 on page 6), are shown in table III, page 6. The sound level generated by the running refrigerator is below 70 dB (A). The refrigerator generates no harmful vibrations.

WE HEREBY DECLARE THAT THE CABINET AT ISSUE COMPLIES WITH D.L. (DECREE LAW) AS EXECUTING ECC DIRECTIVE ON MATERIALS AND OBJECTS FIT FOR CONTACT WITH EDIBLES.

陈列柜内置的电气装置由控制器和嵌入陈列柜里的安全器件组成。相关线路图和部件清单跟用户使用说明书在同一个密封塑料袋里。请将这些文件和用户使用说明书一起保管好。陈列柜的铭牌上（参看第 6 页图 9）标明的技术参数在第 6 页表 III 里列出。陈列柜运行时产生的噪声低于 70 分贝。我们在此声明陈列柜符合可与食物接触的物料的规定。

7. LOADING PRODUCTS 装货

Once the technicians have completed cabinet installation, switch it on through the wall cut-out switch. The cabinet will then start its cooling cycle. Allow about two hours before loading products, which must already be at their preservation temperature.

THE DISPLAY CASE IS FACTORY-REGULATED FOR THE ANTICIPATED PERFORMANCE.

When loading products make certain that:

- They are similar in size and type;
- The shelf load limit (225 kg/sq.m both for the shelf and for the chest) is not exceeded;
- Products do not cover the slots that ensure the correct circulation of cool air (see fig. 9, page 6).
- The highest cabinet shelf can be maximum 360mm deep for the Efficia version, 460 mm deep for the Modular version.

陈列柜通过墙面电源开启。陈列柜电源开启即会启动制冷系统。陈列柜装货前需运转两小时才能达到保鲜所需温度。陈列柜的预期性能已作了出厂设置。

摆放商品时请确保：

1. 大小型号一致
2. 层板最大承重为 225kg/ m²，请不要超过最大承重量
3. 商品不要覆盖出风口，影响柜内空气流通
4. ROCK C 型最上层的层板为 360mm，ROCK N 或者 ROCK L 柜型的层板为 460mm

8. USE

使用方法

This display case was designed and manufactured exclusively for the display of fresh packed food, drinks and dairies (Climatic class 3H-3M2-3M1). Its aim is keeping food temperature, not lowering it. Hence when introduced,

THE FOODSTUFFS MUST BE AT THEIR CONSERVATION TEMPERATURE.

For correct operation we recommend:

- loading the products as explained in the former chapter;
- using night blinds, which are standard-supplied, during closing hours (fig. 11):

This avoids unnecessary energy consumption and helps better product preservation.

Night blinds must be hooked to the bottom edge of the bumper rail.

陈列柜适用于摆放预包装的新鲜食品，饮料和奶制品（环境温度 3H-3M2-3M1），保持产品的温度，而不是降低温度，因此：

食品类商品的温度必须保持在适用的温度

我们推荐正确的操作：

按照前面章节的介绍摆放商品

使用标准配备的夜帘，夜间使用，避免不必要的能量消耗，更有助于保持温度

夜帘拉下，勾在防撞条底部

CONTROLS

控制

Up on the right (see fig. 1 on page 3), cabinets are fitted with a switch for the control of product lighting and with a thermometer for the visualization of the temperature. On the roof cabinets are fitted with a remote thermostat for temperature control. The remote thermostat displays the temperature existing inside the case and allows temperature control by the use of the appropriate keys.

WARNING: Adjustment is reserved for the technical personnel.

SHELVES: the shelves were designed to bear a maximum load of 225 kg/sq.m. Shelf inclination can be set on 4 different positions (0° - 7° - 14° - 21°), by moving the shelf supporting bracket on the display case's uprights.

柜子右侧上方配置有控制灯和温度计的开关，面板温度显示器可以控制温度。

注意：所有的调节必须由专业人员操作，层板最大承重量为 225 kg/ m²，通过调整支架，层板可以倾斜四个角度 0° -7° -14° -21°

9. PRESCRIPTIONS AND RESTRICTIONS

规定和限制

Keeping pharmaceutical products in the display case is strictly forbidden.

Do not remove protections or panels when it requires the use of tools.

IN PARTICULAR, DO NOT REMOVE THE ELECTRIC CONTROL BOARD COVER AND THE SCREWS FASTENING SHELF LIGHTING PLUGS.

Do not expose the display case to atmospheric agents (fig. 15).

DO NOT STEP on the cabinet bumper rail.

DO NOT STEP on the top of the cabinet and DO NOT LAY WEIGHTS on it.

Do not spill water directly or indirectly on the display case (fig. 13).

Do not touch the equipment with damp or wet hands or feet; do not use it while barefoot (fig. 14).

ANY OTHER USE NOT EXPRESSLY MENTIONED IN THIS BOOKLET MUST BE CONSIDERED AS HAZARDOUS.

THE MANUFACTURER ASSUMES NO RESPONSIBILITY FOR ANY DAMAGE RESULTING FROM IMPROPER, INCORRECT OR UNREASONABLE USE.

The installation of the appliance and the refrigerant condensing unit must only be made by the manufacturer's service personnel or similarly skilled person. The information provided with an appliance with a separate refrigerant condensing unit shall include:

- Information on the type of separate refrigerant condensing unit to which the cabinet shall be connected;
- An electrical diagrams showing the electrical terminals for connections.

THE INSTRUCTIONS CONCERNING PERSONS (INCLUDING CHILDREN) WITH REDUCED PHYSICAL, SENSORY OR MENTAL CAPABILITIES, OR LACK OF EXPERIENCE AND KNOWLEDGE AND CHILDREN PLAYING WITH THE APPLIANCE ARE NOT REQUIRED

严禁将药剂产品、玻璃瓶或瓶装物品放在陈列柜里，这些物品可能会破碎并引起一些安全隐患（图 11）。除了因清洗冷凝器需取下冷凝器防护装置外，不能移动需要用工具才能取下的盖子或者面板，尤其是不能移动电控箱盖。不能将陈列柜放在室外。不能直接或间接的将水倒在柜体上（图 15，16）。不能用湿的手脚接触陈列柜，赤脚时不能操作陈列柜（图 14）。

注意：制冷系统不会将化霜产生的水以任何形式转换，这是陈列柜内部空气循环含有的蒸汽的产生物。但是化霜产生的水和清洗陈列柜的水有可能会和来自于保存在陈列柜的食物、保存方法、食物残余、偶然的含有液体的器具破损或者使用不正确的清洁剂而产生的污染物混合在一起（见第 10 节第 1 点）。

系统产生的水必须通过下水道排放。

净化系统符合法律规定。

本说明书中未说明的其他用途都是危险的。

厂商对因不规范的、不正确的或者不合理的使用而产生的一切损害不承担任何责任。

10. CLEANING THE CABINET

陈列柜清理

Every week clean the outer surfaces of the showcase with mild soap or detergent in warm water only. Wipe carefully with a soft cloth. Never clean it using inflammable or scouring agents, alcohol, acetone or solvents.

NEVER CLEAN THE DISPLAY CASE BY THE USE OF WATER JETS (fig. 15).

Clean glass surfaces using glass-cleaning products only. The use of water is not recommended here, as it may cause scale to build up.

Every month clean the cabinet inside surfaces following the instructions provided in the preceding item and those indicated here below:

- Disconnect the cabinet from the power mains using the wall main cutoff switch (fig. 17).
- Empty the appliance; store its contents in cold rooms or refrigerators that are adequate for keeping the requisite preservation temperature
- Wait until the showcase has reached ambient temperature and then clean according to the above instructions
- After having carefully checked that the cabinet is completely dry, reassemble it and switch it on
- Allow a couple of hours before loading the products back again.

Defrost the showcase every three months to let the ice that may have formed between the evaporator fins melt, since frost may otherwise prevent correct operation. Proceed according to the instructions for cleaning the inside surfaces, item 2), but allow a longer wait time for the ice to melt completely.

Every six months clean the honeycomb in the following way

- 1) loosen the screws fixing the support
- 2) remove the honeycomb
- 3) use a jet of hot water(max.70°C) to remove any dust which may have built-up on honeycomb ducts;
- 4) dry with a jet of air

Any maintenance operation not dealt with above must be carried out by the authorized after-sales service or by qualified personnel.

Canopy and shelf lighting must be replaced by the after-sales service only, resort to it if need be. If you should wish to eliminate shelf lighting, let it be done by the authorised after-sales service.

每周清洗陈列柜的外表面，请用温和型肥皂或溶在冷水里的清洗剂，用软布仔细擦拭。不能使用可燃的、洗涤剂、酒精、丙酮或溶剂。不能用水枪冲洗陈列柜（图 15）。只能用玻璃清洁产品清洁玻璃。这里不建议使用水，因为有可能使污垢增多。

每月按照前面提及的和以下说明的指导清洁陈列柜的内部表面：

使用墙上主开关给陈列柜断电（图 17）；

取出陈列柜中存放的物品，把这些物品转放到冷库或者其它有足够的达到保鲜要求能力的冷藏设备里；

等到陈列柜的温度达到室温后，按照上面提到的方法清洁；

仔细检查陈列柜已经完全干燥后，重新安装并开启陈列柜电源；

装货陈列柜需要运行几个小时。

每 3 个月陈列柜需对蒸发器片间进行除霜，结霜在不同程度影响陈列柜正确的工作。按照清洁内部表面的方法进行，允许等待稍长的时间完全融霜。

每六个月按照以下步骤清理一次蜂窝网

- 1) 松动顶部支撑螺丝
- 2) 取下蜂窝网
- 3) 用低于 70° C 的温水清洗蜂窝网中的灰尘
- 4) 干燥蜂窝网

上述涉及到的任何保养操作都必须由指定的售后服务或者有资格的人员进行。顶罩灯和层板灯必须由专业人员更换。如果要减少层板灯，必须由授权的专业售后人员操作

11. EMERGENCY SITUATION

突发状况

The cabinet not start or not keep on working

- there may be a general blackout;
- the wall main switch may be off;
- the plug of the appliance may be out of the receptacle.

If power failure is not due to any of the above causes, call the nearest after-sales service immediately, empty the showcase and store the foods in cold rooms or refrigerators that may ensure their preservation temperature.

The showcase not cool properly

- make sure that the product load is correct (see section 7);
- if the showcase has not been defrosted for longer than 3 months, defrost and clean it before starting normal operation (see section 10, item 3);
- make sure that the case is not exposed to sources of heat or draught;
- make certain that ambient conditions comply with the requirements of page 5, table III;
- check that the showcase is perfectly horizontal by the use of a spirit level.

Should insufficient cooling persist, resort to the nearest after-sales service.

The cabinet operates noisily:

- make sure that screws and bolts are securely closed;
- check that the showcase is perfectly horizontal by the use of a spirit level.

IN CASE OF A GAS LEAK OR FIRE, do not breathe inside the room that houses the display case before having aired it properly.

Turn the display case off by the main switch ahead (see fig. 19).

DO NOT USE WATER BUT ONLY DRY EXTINGUISHERS TO FIGHT THE FIRE.

Should the inconvenience persist, resort to the nearest after-sales service.

陈列柜不能启动或者不能继续工作：

- a) 可能是停电；
- b) 墙面电源关闭；
- c) 陈列柜的电源插头和电源插座接触问题

如果不是因为上述原因导致电的问题，请立即联系最近的售后服务商，清空陈列柜并将食品转存到冷库或者别的能确保食品保鲜的冷藏设备里。

陈列柜制冷不正常：

- a) 确保正确的往陈列柜里放货的方法（参看第 7 节）；
- b) 如果陈列柜超过 3 个月没有除霜，在正常操作前先除霜和清洁（第 10 节，第 3 项）；
- c) 确认陈列柜没有暴露在热源或者干燥环境里；
- d) 确认环境条件和页 5，表 3 中的要求相符；
- e) 使用水平仪检查陈列柜是否水平放置。如果陈列柜继续制冷不足，请与最近的售后服务商联系。

柜子运转有噪声

- a) 确认螺丝螺栓已经拧紧；
- b) 使用水平仪检查柜子是否水平放置。
- c) 假如有气体泄漏或者起火，在空气流动正常前，需在放置陈列柜的房间里屏住呼吸。关闭柜子的电源给柜子断电（参看图 17），不能用水要用灭火剂来灭火。

如果问题继续存在，请与最近的售后服务商联系。

12. AFTER SALES SERVICE

售后服务

Should it be necessary to resort to technical assistance, contact your sales person immediately. If spare parts are needed, always refer to your after-sales service: insist on the use of original spare parts.

需要技术帮助的时候请立即与销售人员联系。

如果需要配件，与售后服务商联系：要使用原装配件。

13. DISMANTLING AND DISPOSAL

分解和处理

For the sake of the environment, please sort the parts and materials composing the display case in accordance with the waste disposal provisions in force in your country, so that they can be properly disposed of or recycled.

All its parts cannot be treated as household waste, except for the metal parts, which nevertheless are not considered as special waste in most European countries.

THE PARTS COMPOSING THE REFRIGERATING CIRCUIT MUST NOT BE SEVERED OR SEPARATED BUT DELIVERED INTACT TO A CENTRE SPECIALISED IN RECYCLING REFRIGERANT GAS.

为了保护环境，请按照本国垃圾处理法规规定来分类存放陈列柜的部件和材料，从而可以将这些物料正确处理和回收。所有的部件不能被当作城市固体垃圾，金属部件除外。组成制冷系统的部件不能重新利用或者单独使用，只能完整的送往专业回收制冷设备的中心。